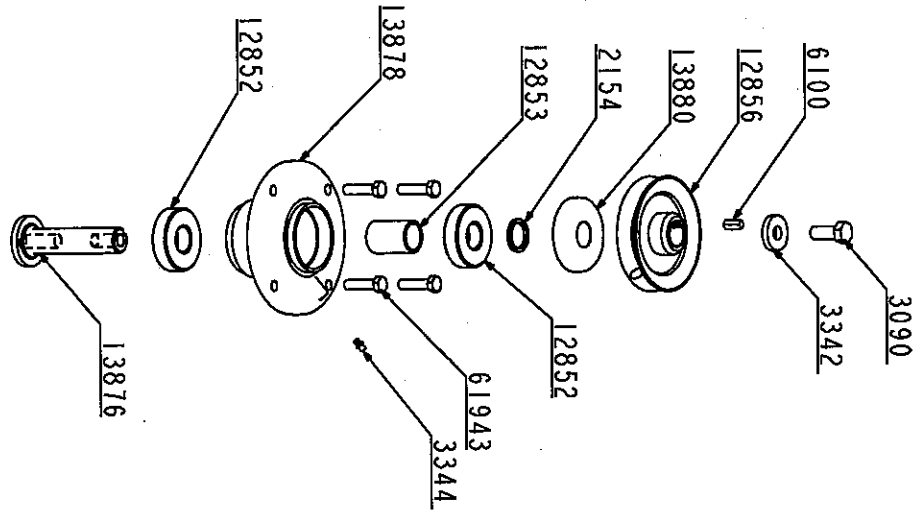


PART NO. 13876  
 REV. 15-12-04 BJS  
 A 1339 6-23-04 BJS

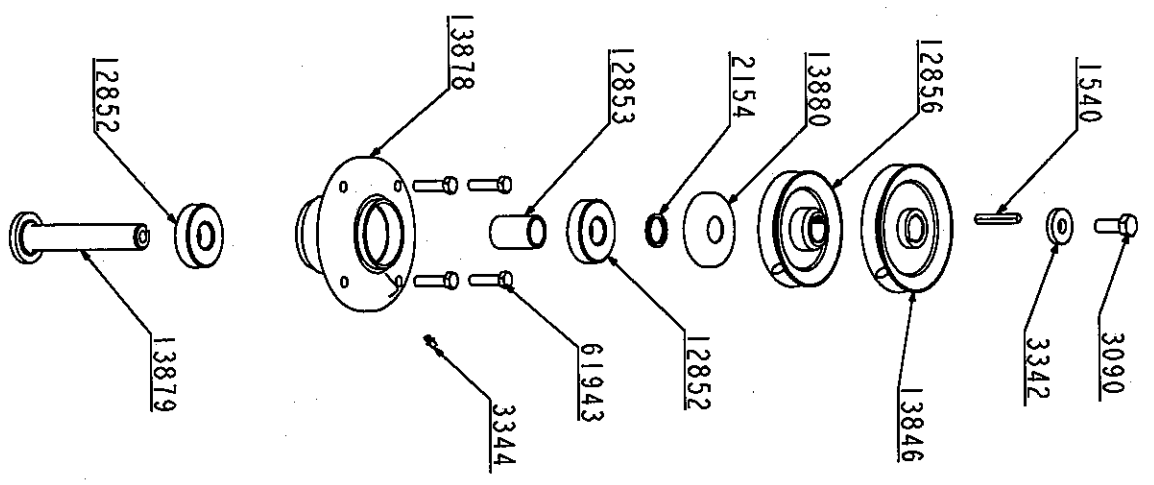
| Det | Qty | P/N   | Description           |
|-----|-----|-------|-----------------------|
| 1   | 1   | 2154  | HUB PULLEY SPACER     |
| 2   | 1   | 3090  | 1/2-20X1.25 HHB GR 5  |
| 3   | 1   | 3342  | WASHER .525x1.375x.25 |
| 4   | 1   | 3344  | GREASE ZERK           |
| 5   | 1   | 6100  | OUTER SHAFT KEY       |
| 6   | 2   | 12852 | BEARING - 6305-2RS    |
| 7   | 1   | 12853 | SPACER                |
| 8   | 1   | 12856 | PULLEY                |
| 9   | 1   | 13876 | SHAFT, SHORT          |
| 10  | 1   | 13878 | DECK HUB - MACHINED   |
| 11  | 1   | 13880 | TRASH GUARD           |
| 12  | 4   | 61943 | 3/8-16X1.50 HHB GR 5  |



(A)

NOTE:

- 1) TIGHTEN BOLT (3090) TO 70-80 FT/LBS.
- 2) ADD APPROVED ANTI-SEIZE COMPOUND TO BLADE SHAFTS.
- 3) PART NUMBERS SHOWN ON THIS ASSEMBLY PRINT ARE FOR REFERENCE ONLY. REFER TO APPLICABLE DIXON DRAWINGS FOR COMPONENT DIMENSIONS.
- 4) APPROVED VENDOR:



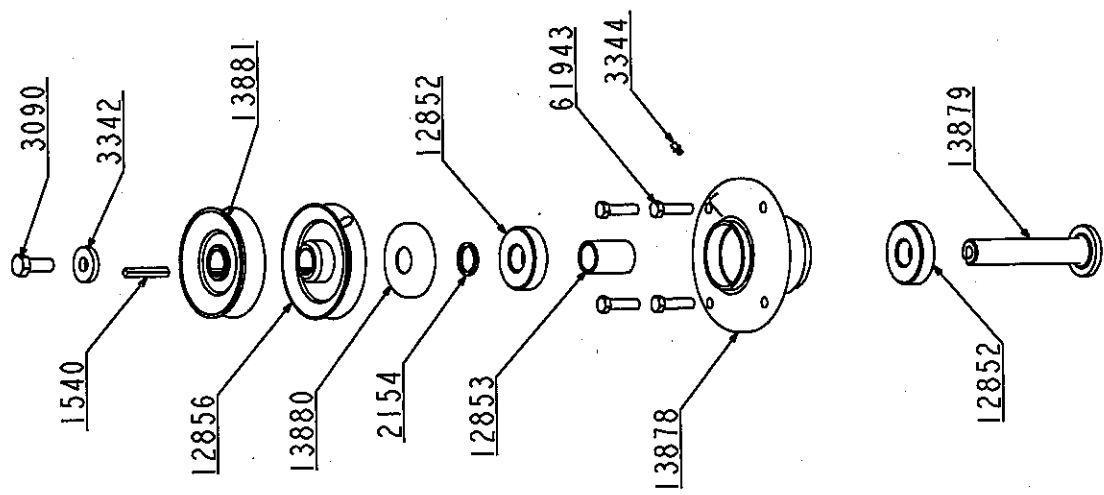
| Det Qty | P/N   | Description           |
|---------|-------|-----------------------|
| 1       | 1540  | ENGINE SHAFT KEY      |
| 2       | 2154  | HUB PULEY SPACER      |
| 3       | 3090  | 1/2-20X1.25 HHB GR 5  |
| 4       | 3342  | WASHER .525x1.375x.25 |
| 5       | 3344  | GREASE ZERK           |
| 6       | 12852 | BEARING - 6305-2RS    |
| 7       | 12853 | SPACER                |
| 8       | 12856 | PULEY                 |
| 9       | 13846 | PULEY                 |
| 10      | 13878 | DECK HUB - MACHINED   |
| 11      | 13879 | SHAFT, LONG           |
| 12      | 13880 | TRASH GUARD           |
| 13      | 61943 | 3/8-16X1.50 HHB GR 5  |

- (A) NOTE:
- 1) TIGHTEN BOLT (3090) TO 70-80 FT/LBS.
  - 2) ADD APPROVED ANTI-SEIZE COMPOUND TO BLADE SHAFTS.
  - 3) PART NUMBERS SHOWN ON THIS ASSEMBLY PRINT ARE FOR REFERENCE ONLY. REFER TO APPLICABLE DIXON DRAWINGS FOR COMPONENT DIMENSIONS.
  - 4) APPROVED VENDOR:

|       |       |
|-------|-------|
| 13879 | 13879 |
| 13879 | 13879 |
| 13879 | 13879 |
| 13879 | 13879 |
| 13879 | 13879 |

|          |         |
|----------|---------|
| PART NO. | 13873   |
| REV.     | 1       |
| DATE     | 5-15-04 |
| BY       | A 17339 |
| CHK      | B 23-04 |
| APP      | BUS     |

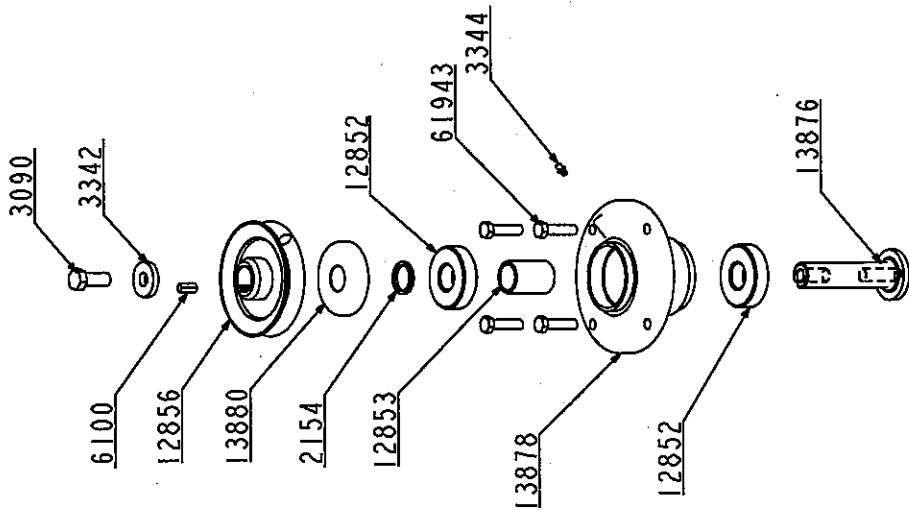
| Qty | P/N   | Description           |
|-----|-------|-----------------------|
| 1   | 1540  | ENGINE SHAFT KEY      |
| 2   | 2154  | HUB PULLEY SPACER     |
| 3   | 3090  | 1/2-20X1.25 HHB GR 5  |
| 4   | 3342  | WASHER .525x1.375x.25 |
| 5   | 3344  | GREASE ZERK           |
| 6   | 12852 | BEARING - 6305-2RS    |
| 7   | 12853 | SPACER                |
| 8   | 12856 | PULLEY                |
| 9   | 13878 | DECK HUB - MACHINED   |
| 10  | 13879 | SHAFT, LONG           |
| 11  | 13880 | TRASH GUARD           |
| 12  | 13881 | V-PULLEY              |
| 13  | 61943 | 3/8-16X1.50 HHB GR 5  |



- NOTE:
- 1) TIGHTEN BOLT (3090) TO 70-80 FT/LBS.
  - 2) ADD APPROVED ANTI-SEIZE COMPOUND TO BLADE SHAFTS.
  - 3) PART NUMBERS SHOWN ON THIS ASSEMBLY PRINT ARE FOR REFERENCE ONLY. REFER TO APPLICABLE DIXON DRAWINGS FOR COMPONENT DIMENSIONS.
  - 4) APPROVED VENDOR:

|          |          |
|----------|----------|
| PART NO. | 13877    |
| REV.     | 1        |
| DATE     | 11-15-74 |
| BY       | A 1339   |
| CHKD     | 11-23-74 |
| APP'D    |          |

| Det Qty | P/N   | Description           |
|---------|-------|-----------------------|
| 1       | 2154  | HUB PULLEY SPACER     |
| 2       | 3090  | 1/2-20X1.25 HHB GR 5  |
| 3       | 3342  | WASHER .525x1.375x.25 |
| 4       | 3344  | GREASE ZERK           |
| 5       | 6100  | OUTER SHAFT KEY       |
| 6       | 12852 | BEARING - 6305-2RS    |
| 7       | 12853 | SPACER                |
| 8       | 12856 | PULLEY                |
| 9       | 13876 | SHAFT, SHORT          |
| 10      | 13878 | DECK HUB - MACHINED   |
| 11      | 13880 | TRASH GUARD           |
| 12      | 61943 | 3/8-16X1.50 HHB GR 5  |



(A)

NOTE:

- 1) TIGHTEN BOLT (3090) TO 70-80 FT/LBS.
- 2) ADD APPROVED ANTI-SEIZE COMPOUND TO BLADE SHAFTS.
- 3) PART NUMBERS SHOWN ON THIS ASSEMBLY PRINT ARE FOR REFERENCE ONLY. REFER TO APPLICABLE DIXON DRAWINGS FOR COMPONENT DIMENSIONS.
- 4) APPROVED VENDOR: